

TECHNICAL DATA SHEET FOR Gas Range Static Oven 600mm CR6D, CR6C, CR6B



CR6D

- 600mm wide
- Stainless steel finish
- 22MJ open burners
- 2 or 4 open burner configuration
- Cast iron burners and vitreous enamel pot stands
- High crown static oven
- Manual pilot ignition
- Side hinged door
- Welded vitreous enameled oven liner
- Griddle options – 300mm and 600mm machine finished 12mm thickness, with piezo ignition
- Adjustable front feet and rear rollers
- Fully modular
- Optional: Flame failure protection on open burners

Overall Construction

Cooktop

Cast iron open burner heads with vitreous enamelled cast iron caps

Vitreous enamelled potstands

12mm machined surface mild steel griddle plates

Stainless steel front, sides and splashback

Aluminised steel spill tray

Griddle sections are standard on RH side only.

Oven

Aluminised oven frame

Fully welded and vitreous enamelled oven liner

GN 1/1 capacity with 4 position racking

Supplied with one chrome plated oven rack

Vitreous enamelled oven spill tray

Vitreous enamelled door inners

Stainless steel exterior doors and sides

50mm dia. stainless steel adjustable legs to front and two rollers at rear

Controls

Cooktop

Large easy use control knobs

Variable high to low controls to open and griddle burners

Optional flame failure on open burners

Griddles standard with pilot, flame failure and piezo ignition

Oven

80-300°C thermostatic oven control

Manual ignition to oven pilot burner with flame failure

Cleaning and Servicing

Easy clean stainless steel exterior

Vitreous enamelled potstands and burner caps

Lift off open burner caps and removable burners

Removable cooktop and oven spill trays

Stainless steel grease trays on griddles

Access to all parts from front of unit

TECHNICAL DATA SHEET FOR Gas Range Static Oven 600mm CR6D, CR6C, CR6B

Burners

Open Burners;
22MJ/hr, 6.0kW each
Griddle Burners;
20MJ/hr, 5.5kW per 300mm section
Oven; 24MJ, 6.7kW

Gas power

CR6D 112MJ/hr, 30.7kW
CR6C 88MJ/hr, 24.2kW
CR6B 64MJ/hr, 17.7kW

Oven Dimensions

Width 460mm
Depth 615mm
Height 365mm

Rack size

450mm x 590mm
Rack positions 4

Gas connection

R³/₄ (BSP) male
130mm from RH side, 20mm from
rear, and 655mm from floor

*All units supplied with Natural and
LP gas regulator*

Dimensions

Width 600mm
Depth 800mm
Height 915mm
Incl. splashback 1085mm

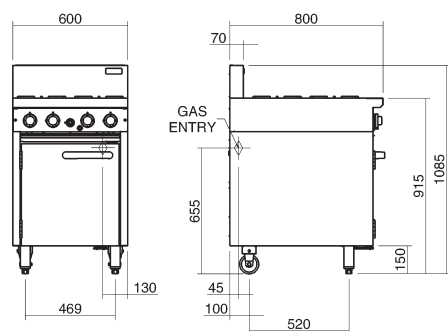
Packing data

0.7m³
Width 640mm
Depth 865mm
Height 1255mm
115kg nett weight
167kg packed weight

Gas types

Available in Natural gas and LP gas,
please specify when ordering


Other gas types on request



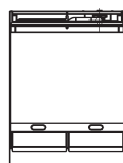
CR6



CR6D



CR6C



CR6B

MOFFAT®

www.moffat.com.au

Australia
Moffat Pty Limited

Victoria/Tasmania
740 Springvale Road
Mulgrave, Victoria 3170
Ph 03-9518 3888
Fax 03-9518 3833
vsales@moffat.com.au
www.moffat.com.au

New South Wales
Ph 02-8833 4111
nswsales@moffat.com.au

South Australia
Ph 03-9518 3888
vsales@moffat.com.au

Queensland
Ph 07-3630 8600
qldsales@moffat.com.au

Western Australia
Ph 08-9202 6820
bgarcia@moffat.com.au

New Zealand
Moffat Limited

Christchurch
16 Osborne Street
Christchurch 8011
Ph +64 3-389 1007
Fax +64 3-389 1276

Auckland
Ph +64 9-574 3150

export@moffat.co.nz
www.moffat.co.nz



ISO9001
Quality
Management
Standard

Designed and manufactured by

MOFFAT®

ISO9001

All Cobra products are designed and
manufactured by Moffat using the
internationally recognised ISO9001
quality management system, covering
design, manufacture and final
inspection, ensuring consistent high
quality at all times.



AGA Cert 7225

In line with policy to continually develop
and improve its products, Moffat Limited
reserves the right to change
specifications and design without notice.